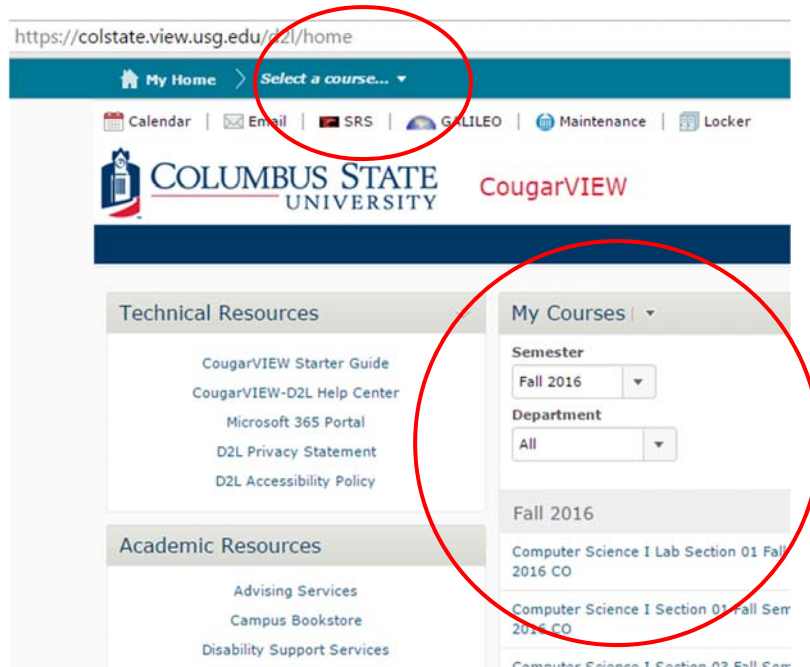


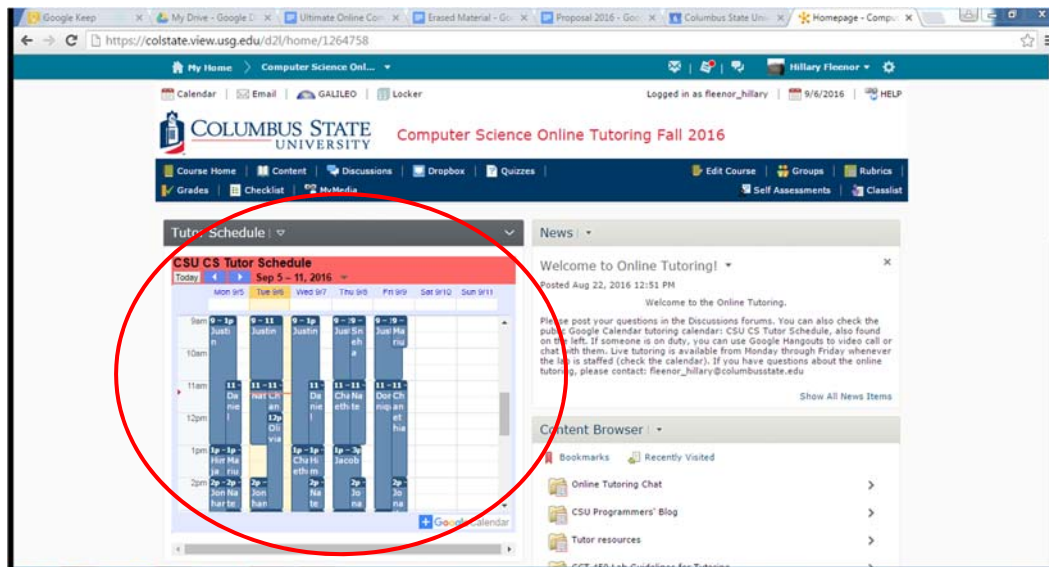
# TSYS School of Computer Science Online Tutoring

1. Make sure you are registered for the Online Tutoring for the current semester in CougarVIEW. This will either appear as an additional course on the front page under the *My Courses* class list or can be found by clicking *Select a Course* at the top left of the page:

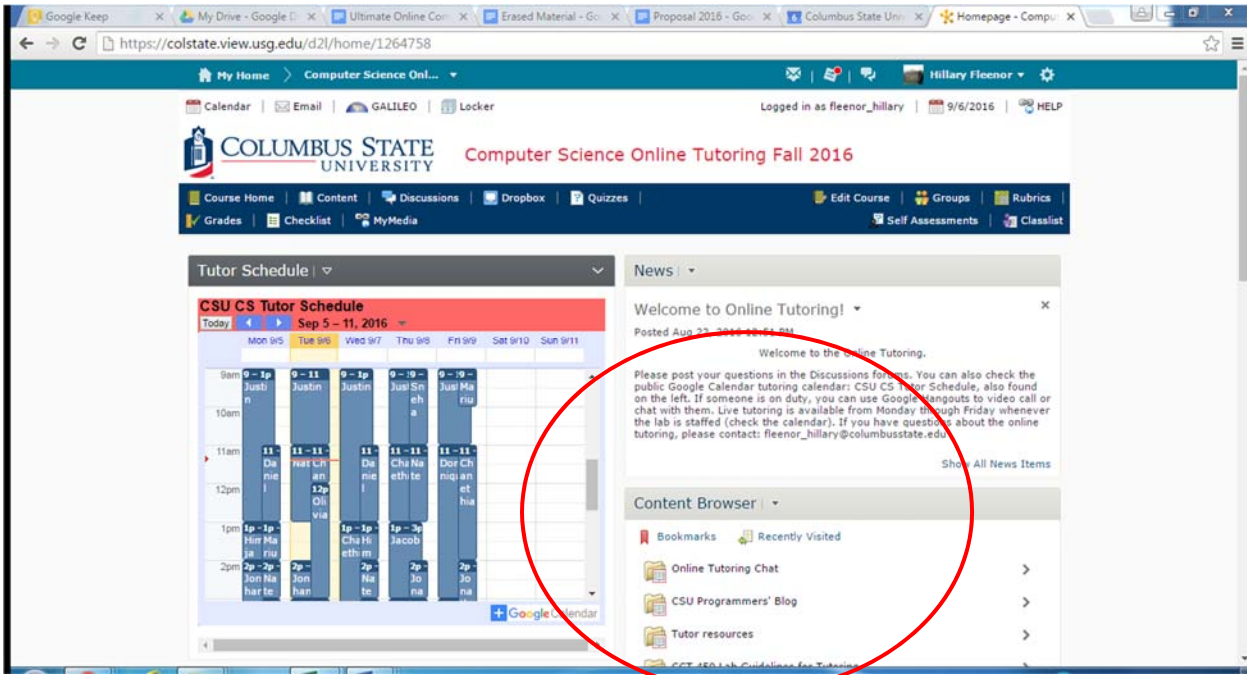


If you are not registered for the Online tutoring, please see your instructor.

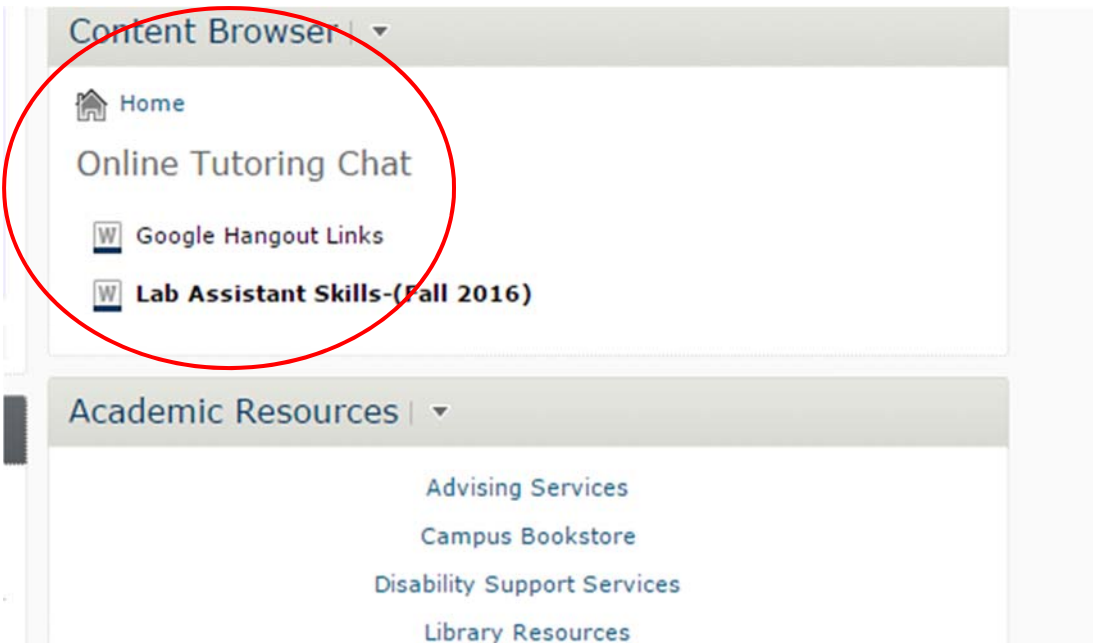
2. Online tutoring is available during the same hours the CCT 450 lab is open. Online tutoring is available for the same classes that are tutored in the CCT 450 lab, CPSC: 1105, 1301/1301L, 1302, 2105, 2106, 2108, 2125; 3111, 3116, 3118, 3121, 3125, 3131, 3175; 6105, 6106
3. Live online tutoring is available through Google Hangouts. Check the calendar on the front page of the Online Tutoring CougarVIEW site to see who is on duty during the time/day you would like tutoring:



4. Once you know the tutor's name, you can find the address for their Google Hangout in the Online Tutoring Chat Folder under the Content Browser Heading:



5. You click the Online Tutoring Chat Folder, you will see documents for the Google Hangout links and the Tutors' skills list. You can use the skills list to help you find a tutor for a particular class if one is not available at that time. The Google Hangouts document lists the Google Hangout links for all the tutors.



6. You can also post a question in the discussion boards and wait for a tutor to respond. Some tutors prefer questions by email. If that is the case, you will find their email listed in the Google Hangouts document.

The screenshot shows the user interface for the Columbus State University Computer Science Online Tutoring Fall 2016 course. The top navigation bar includes links for My Home, Computer Science Online, and user information (Hillary Fleenor, logged in as fleenor\_hillary, 9/6/2016). Below this is a secondary navigation bar with links for Course Home, Content, Discussions, Dropbox, Quizzes, Edit Course, Groups, Rubrics, Grades, Checklist, MyMedia, Self Assessments, and Classlist. The main content area is titled "Discussions List" and includes options for Subscriptions, Group and Section Restrictions, and Statistics. There are buttons for "New" and "More Actions", and a filter by "Unread" and "Unapproved". The interface shows two forum sections: "CPSC1301 Forum" and "CPSC1302 Forum". The CPSC1301 Forum section is expanded to show a table with the following data:

Topic	Threads	Posts	Last Post
Class Questions	0	0	